

OWNER'S MANUAL

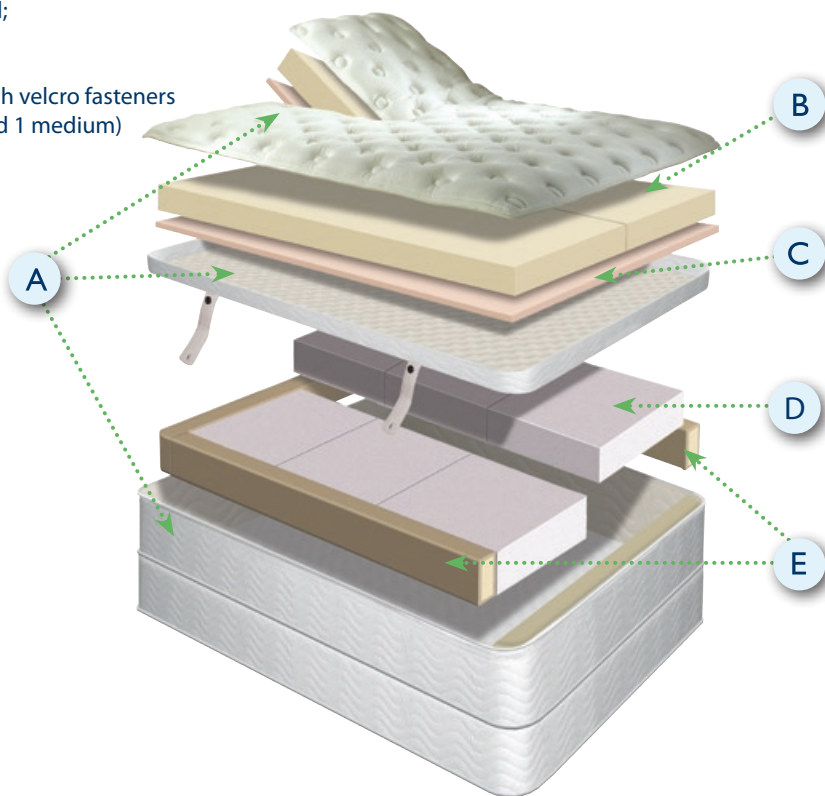
Comfortaire®

RETAIN FOR FUTURE REFERENCE

CHECK YOUR CONTENTS:

- A. Cover (2 sections fastened together by straps)
- B. Topper foam (1)
- C. Omalon support pad
- D. Base Foam (6 for dual model;
3 for single model)
- E. Foam perimeter support with velcro fasteners
(5 pieces: 2 long, 2 short, and 1 medium)

ASSEMBLY AND USE INSTRUCTIONS FOR CFC.1100™



NOTES

- If anything is missing, please contact Customer Service at **1-800-759-0594** immediately.
- You're ready to start assembling your Comfortaire mattress. If you purchased a foundation, please assemble it first.
- It will take approximately 30-60 minutes to complete the assembly process.
- If, during the assembly or at any time, you have a question or problem, please consult the **troubleshooting guide** within this manual. If the guide does not provide a solution to the problem, contact customer service by phone at **1-800-759-0594** or by e-mail at **customerservice@comfortaire.com**.
- If, at any time, you misplace the owner's manual, you may find it at our web site at: **www.comfortaire.com**
- Sheets for the Split-Top mattress can be purchased from **Quality-Time Custom Fit Linens llc**.
Phone: 1-800-345-0438 Web: www.quality-time.com

SETUP FOAM PERIMETER SUPPORT

- Remove visco topper from clear plastic bag. Set aside and allow 1 to 4 hours recovery time to regain shape.
- Remove cover from clear plastic bag. Separate the 2 sections of the cover – base cover has sewn handles, boxtop cover has straps with buttons.
- Place base cover on box spring, foundation, or platform with zippered side facing upward and with mattress label at the foot of the bed. (Fig 1.)
- Completely unzip cover, fold back top panel.
- Retrieve foam perimeter support from box-1 medium, 2 long, 2 short.
- With zippered sides facing downward, insert the medium piece (rounded ends) into the foot of the cover, the two (2) short pieces into each side of the head of the cover, and the long pieces on each side of the bed.
- Align all corners and attach side foam to end foam using the Velcro fasteners. (Fig 2.)

1.



2.

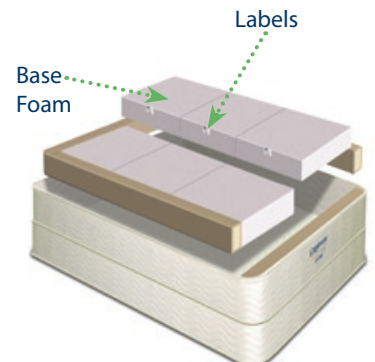


INSERT BASE FOAM

- Retrieve base foam support pads from box.
- Insert base foam support pads into cover base.
- ***Note: pads are not square!! Place pads with labels to the center of the bed (labels will touch labels).** (Fig 3.)
- Reposition top flap onto base and zip shut.




3.



ATTACH BOX TOP PANEL

****This will be assembled in an “upside down” position and then the “box top” will be flipped over and placed onto the base.**

- Retrieve box top section
- Place the cover on top of the base, with the quilted side down. (Fig 4.)
- Unzip and remove the non-quilted panel, lay it to the side. (Fig 4.)
- Place the topper foam inside the cover and place the omalon support pad on top of the topper foam.. (Fig 4.)
- Place the non-quilted panel on top of assembly. Go around the bed and pull the “fire safety flap” up over the foams. Align zippers and zip closed – **YOU MUST ALSO PULL THE INSIDE FLAP ALL THE WAY UP AS YOU ARE ZIPPING SHUT.** (Fig 6.)
- Flip the box top over (quilted side is now facing upward) and attach the straps on both sides and the head of the bed. (Fig 7.)



CAUTION

Your safety is very important to us. For this reason, we have included explicit written instructions on how to assemble your mattress. When your mattress is assembled in accordance with the instructions herein, it meets the strictest fire standard - 16 C. F. R. part 1633. **Comfortaire will not be liable for fire damage and possible personal injuries related to an improperly assembled mattress.** If you have any questions, please contact us directly at 1-800-759-0594 Monday - Friday 8am - 5pm Eastern.



COMFORTAIRE LIMITED WARRANTY

The quality and craftsmanship that we manufacture into every mattress gives Comfortaire® the confidence to offer the original owner a limited warranty against any defect in workmanship or materials.

WHAT IS COVERED

- Comfortaire® warrants that your mattress cover will be free from defects in materials and workmanship for a period of one (1) year from the original purchase date.

M A T T R E S S C O V E R	
Years After Original Purchase Date	Original Purchaser's Cost
Up to 1 year	No Cost
After 1 year	Full Price

- Comfortaire® warrants that all other component parts will be free from defects in materials and workmanship for a period of twenty (20) years from the original purchase date.

M A T T R E S S	
Foam toppers, Omalon support, center support foam, side rail foams, urethane air chambers, and air systems	
Years After Original Purchase Date	Original Purchaser's Cost
Up to 4 years	No Cost
5 - 20 years	20% plus 4% of each year from original purchase

MATRRESS MODEL	WARRANTY
CFC.500	4 / 20
CFC.900	4 / 20
CFC.1100	4 / 20

WHAT IS NOT COVERED

- Conditions arising from normal wear and tear. (Conditions arising from normal wear and tear include, but are not limited to, mattress cover compression, foam compression or discoloration of components.)
- Damage from tampering with or opening the warranted product or component.
- Damage from misuse or abuse of the warranted product or component.
- Damage from laundering or dry-cleaning.
- Acts of God, such as, but not limited to, lightning damage.
- Quilting compressions of up to 2" are considered normal and will not be covered under our standard warranty.

WHAT YOU MUST DO

- Return the warranty registration within thirty (30) days of delivery of mattress.
- Return the warranted product or component in sanitary condition to Comfortaire®. Comfortaire® will incur the cost of shipping up to one year from the original purchase date; after one year the return shipping to Comfortaire® will be at the customer's expense.

- A credit card number must be provided for the advanced shipment of all pumps, rubber chambers that are less than three years old, and urethane chambers that are less than 1 year old. In the event that a defective part is not returned to Comfortaire® within 45 days, the credit card will be charged for the corresponding replacement cost. If you are unable to provide credit card information at the time of the order of the replacement part, the replacement will not be shipped until the defective part is returned.

WHAT WE WILL DO

- In the event that repair or replacement resulting from a defect is required, Comfortaire® will repair or replace (at Comfortaire's option) the defective product or component at a cost to the original purchaser based on the previous tables. The "price" is the price of the defective product or component at the time the warranty claim is made, or the price of a comparable product or component if the original product or component is no longer in production. Comfortaire® will forward replacement parts via its normal shipping method.
- Comfortaire® reserves the right to substitute products or components of equal or better quality, and to use or deliver refurbished products or components, in the repair or replacement of any product under this limited warranty.

WHAT WILL VOID THIS WARRANTY

- Tampering with or opening components of the warranted product or component.
- Misuse or abuse of the warranted product or component.
- Sale, transfer or other disposal of the warranted product or component.
- Failure to return the warranty registration within thirty (30) days of delivery of mattress.

LIMITATIONS

- Your exclusive remedy, IN LIEU OF ALL INCIDENTAL, SPECIAL OR CONSEQUENTIAL DAMAGES, INCLUDING FOR NEGLIGENCE, is limited to repair or replacement of any product or component deemed to be defective under the terms and conditions stated above. Comfortaire® will bear no other damages or expenses.
- Comfortaire® reserves the right to refuse to repair or replace any product or component that is returned in an unsanitary condition.
- This Limited Warranty applies only to the product as used in the United States.
- This Limited Warranty is nontransferable.
- Repair or replacement of a product or component under the terms of this Limited Warranty in no way lengthens the limited warranty period.
- ANY IMPLIED WARRANTIES APPLICABLE TO THIS PRODUCT, INCLUDING ANY WARRANTIES OF MERCHANTABILITY OR FITNESS FOR A PARTICULAR PURPOSE, ARE LIMITED IN DURATION TO THE DURATION OF THIS WRITTEN LIMITED WARRANTY. Some states do not allow the exclusion or limitation of incidental or consequential damages, or limitations on the duration of an implied warranty, so the above limitations may not apply to you. This warranty gives you specific legal rights, and you may also have other rights which vary from state to state. All claims relating to the limited warranty products should be made by contacting Customer Service at 1-800-759-0594, e-mailing customerservice@Comfortaire.com or writing to: Comfortaire® Customer Service, P.O. Box 9219, Greenville, SC 29604.

Comfortaire®